

Style Guide

ANDALUSIA DESIGN



© Andalusia Design – 2024

The image features a grayscale, blurred photograph of a person's face and hand, positioned on the right side. The background is a dense, repeating geometric pattern of interlocking lines and shapes, resembling a complex tessellation or a stylized architectural motif. The overall aesthetic is modern and abstract.

andalusia.design




Andalusia Design is a specialty walls, ceilings and dividers manufacturer based in Austin, TX, USA

We combine parametric design with digital fabrication to deliver high-design systems with unparalleled flexibility, speed and efficiency



FEATURE WALLS



CEILING SYSTEMS



INTEGRATED SYSTEMS



SPACE DIVIDERS




METAL SYSTEMS



WOOD SYSTEMS



RESPONSIVE DESIGNS



MATERIAL MIXING




ARTISAN PIECES

LOVE J
NSGBDNFYTK
RPOSITIVITYNAC
IESKLDMUBJRTTW
ACDPVXHGNQSOSR
VTGYBMLLAUGHTE
KIHPCHVWPYEJUA
TOEIUAYNXO
WNARESILIE

PRECISION FABRICATION

Andalusia offers custom solutions and a variety of highly-configurable, standard systems, including:

- Perforate metal ceiling and wall systems
- Etch wood wall and ceiling systems
- Contour Slat wood wall, ceiling and divider systems





PERFORATE

Metal Wall & Ceiling System

A modern interior hallway with a perforated ceiling and dark walls. The ceiling is made of a dark material with a pattern of small, rectangular holes, creating a starry or textured effect. The walls are a dark, muted color, and the floor is a light, neutral tone. The hallway leads to a bright, open area at the end. The overall atmosphere is clean, minimalist, and architectural.

FLOW

Bring tranquil beauty into your design by capturing movement. Layering and dimensionality trick the eye, adding depth and complexity to the overall visual experience.



STREET GRID

Replicate detailed street maps with designs that reflect specific locations. Whether celebrating a hometown or highlighting a place, the pattern provides a captivating feature.



ORGANIC ELEMENTS

Introduce a natural and fluid aesthetic to your space. Each panel is crafted with irregular or varying hole shapes, creating a dynamic and engaging pattern that mimics natural forms.



PORTRAIT

Capture views of natural and man-made wonders, like mountains, oceans, skylines, deserts and tree-lined forests. Change your resolution to make your scene literal or abstract.



RESPONSIVE TRIANGLES

Scales and rotations of triangular tiles are parametrically driven, creating a dynamic surface. Allows for geometric precision and organic movement.



LANDSCAPE

Whether a literal interpretation of your physical location or something more abstract, Landscape helps you proudly brand your space with your surrounding environment



PENROSE

Penrose tiling is a method of covering a plane with a set of tiles, typically using two distinct shapes, in an aperiodic pattern that never repeats but still maintains a form of symmetry.



FIELD WAVES

Capture the serene beauty of undulating fields with a flowing wave design that mimics the curves and rhythms of a landscape, while also seamlessly interacting with integrated ceiling and wall elements.

The image shows a modern office hallway with a wall and ceiling system made of perforated panels. The panels are primarily light gray with a pattern of small, dark, triangular perforations. Two large, triangular panels are highlighted in bright blue and green, creating a geometric design. The hallway has a polished, reflective floor and glass-walled offices in the background. The text "ETCH™" is overlaid in the center, with "Wood Wall & Ceiling System" below it.

ETCH™
Wood Wall & Ceiling System



PINWHEEL

A design built using a repeated fractal computation that creates a distinctive system. Novel tile patterns can be created by applying color or materials to the elements before running the computation.



TRUCHET

Infuse geometric elegance and mathematical beauty into your design. Customize to highlight variations and complexities. Like all Etch systems, it intelligently panelizes to hide panel-to-panel transitions.



STREET GRID

Replicate detailed street maps with designs that reflect specific locations. Whether celebrating a hometown or highlighting a place, the pattern provides a captivating feature.



MOSAIC

Mosaic is an intricate design composed of small, colorful pieces arranged to form harmonious patterns, evoking a sense of historical artistry and vibrant elegance.



RESPONSIVE TRIANGLES

Scales and rotations of triangular tiles are parametrically driven by attractor curves, creating a dynamic surface. Allows for geometric precision and organic movement.

The image shows a close-up of a wall or partition system. It consists of numerous vertical, light-colored slats. Each slat has a single, vertically oriented, elongated rectangular slit cut through it. The slits are not perfectly aligned across the slats, creating a staggered, rhythmic pattern. The lighting is soft and even, highlighting the texture of the slats and the depth of the slits. The overall aesthetic is clean, modern, and architectural.


LINEAR

A sleek aesthetic that adds height and elegance. It features precisely cut slits – vertical, horizontal or on angle – creating dynamic patterns that play with light and shadow. Easily integrate lighting and other materials.



CONTOUR SLATS™

Wood Wall & Divider System



LOGO

Seamless incorporation of branding and company identity. Each slat is crafted to integrate the logo, ensuring it stands out while maintaining the overall aesthetic harmony of the wall.



WAVE

Undulating pattern that adds dynamic movement and dimension. Like ripples created by a stone in water, the seamless curves and wood finish provide a serene and visually-captivating feature.

The image shows a close-up of a decorative wall panel. The panel features a series of light-colored wooden slats that are precisely angled to create a pattern of facets. These slats are set against a dark blue background. In the foreground, there is a lush green moss wall that partially obscures the lower portion of the slats. The overall effect is a striking geometric design that changes with the viewing angle.

FACET

A striking geometric design that adds dimension. Each slat is precisely angled to create a pattern of facets, producing a play of light and shadow that changes with the viewing angle.



WALL-TO-CEILING

Experience seamless designs that elegantly transition from wall to ceiling, creating an immersive architectural feature that enhances visual interest and adds a sense of fluidity and sophistication to your space.

STRAIGHT

Add a traditional and sleek wall slat aesthetic while leveraging the power of parametric design to deliver the system with precision and speed to your jobsite.





SKYLINE

Vary the height and shape of your free-standing Contour Slat space divider system or wall array to add excitement, visual interest and dimensionality to your space.



HIGH DESIGN MEETS DIGITAL FABRICATION

andalusia.design