

# PERFORATE™

Parametric Patterning



# Patterns

Perforate is not a catalog of patterns

It's a parametric design system that allows us to generate, manipulate, and fabricate unique perforated metal surfaces at architectural scale

- Unique patterns without the risk and lead times of “custom”
- Fabrication-ready designs
- Walls, ceilings, dividers, column covers and facades



# How it Works

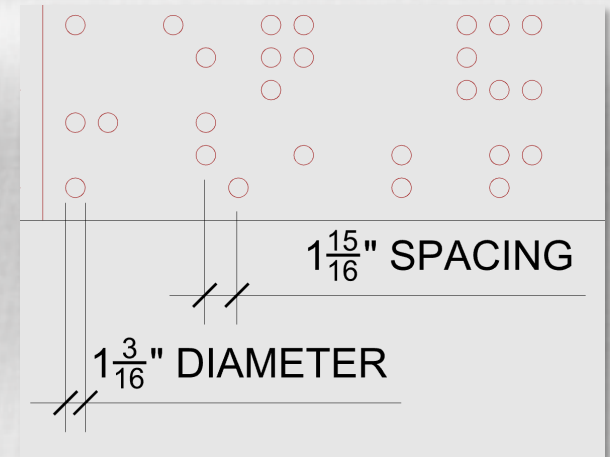
Patterns generated from rules and inputs

Inputs we can control:

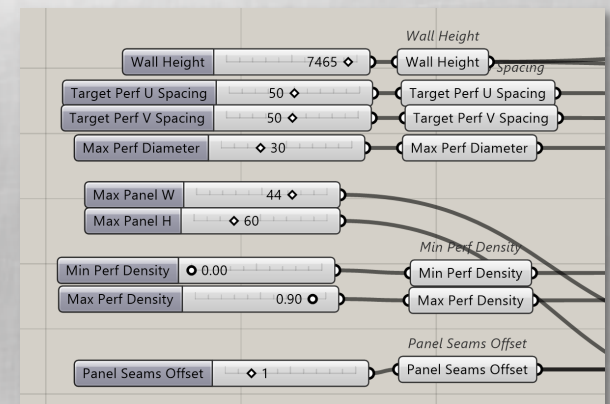
- Hole size, shape, and density
- Panel size and layout
- Gradient behavior (dense → open)
- Image, map, or geometry source
- Open area targets (acoustics, lighting output, airflow, code)

Output:

- Fabrication-ready parametric models with pricing and spec details



Granular control over perforation sizes, shapes and density



Programmatic control over key project and system variables

# Pattern Families


# Image-Based Patterns

Patterns derived from imagery and translated into perforation logic

- Raster images: JPG, PNG, TIFF (photography, textures, scans)
- Vector graphics: AI, EPS, SVG, PDF (logos, linework, branding)
- High-contrast graphics: Black/white or grayscale artwork optimized for clarity
- Photographic imagery: Landscapes, people, objects, abstract photos
- Scanned artwork & hand drawings: Sketches, illustrations, analog artwork
- Brand assets: Logos, wordmarks, graphic motifs
- Generated imagery: AI-generated art, renders, or computational graphics




Original inspiration JPG image



Perforated pattern in a wood grain finish, panelized for wall size

Original Image



# Maps and Street Grids

Patterns generated from real-world location-based datasets

How We Source the Pattern

- Public mapping platforms (Google Maps, etc.)
- Client-provided plans, diagrams, or campus maps
- CAD or vector linework (DWG, DXF, AI, PDF)
- Screenshots, scans, or historical references

How We Model the Pattern

- Source data translated into parametric rules
- Lines and zones drive hole size, spacing, and direction
- Density and gradients tuned across the surface
- Pattern coordinated across panel seams
- Output optimized for fabrication, structure, and open area

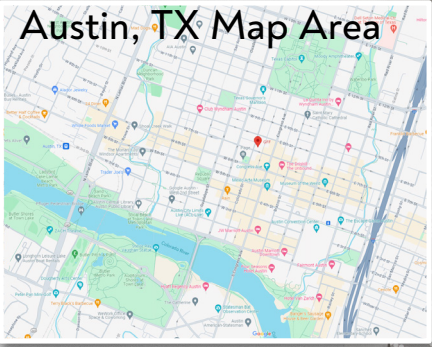


**Original Lower Manhattan Street Map**



**Panelized Perforate Street Map**

# Austin, TX Map Area





GFFdesign

ANDALUSIA

# Responsive Triangles

A dynamic, parametric pattern that brings motion and depth to architectural surfaces

- Pattern begins with a continuous triangular grid
- Individual triangles can scale, rotate, and shift within the grid
- Transformations are driven by one or more attractor curves
- Proximity to the attractor curve controls intensity of change
- Creates gradients of density, motion, and visual depth
- Variables tuned for resolution, openness, lighting, and acoustics
- Pattern flows seamlessly across panels, walls, and ceilings



**Attractor Curves change density and rotation of triangles to create unique patterns**



# Flow


A parametric pattern that expresses movement through linear variation

## How Flow Works


- Pattern is generated along directional or linear paths
- Perforation size, spacing, and alignment can vary
- Movement can be subtle or expressive
- Lines can bend, stretch, compress, or fade
- Pattern remains controlled and fabrication-ready

## What Designers Can Control

- Direction and orientation of flow
- Degree of variation and contrast
- Open area for light, airflow, and acoustics
- Pattern resolution and panel scale



**Radiant Flow**



**Linear Flow**



# Field Waves


A continuous field producing ripples, currents, and wave interference that feel organic and immersive

## How Field Waves Work


- Pattern generated from wave-based parametric logic
- Perforations follow curved, flowing paths rather than discrete holes
- Line density and spacing vary to create movement
- Waves propagate across the surface as a field

## What Designers Can Control

- Overall intensity: calm and subtle to bold and expressive
- Wave scale, frequency, and overlap
- Open area for light transmission, airflow, and acoustics
- Line thickness and contrast



Random EM field waves



More purposeful topological or field effects





# Computational Geometry

Computational Geometry patterns are generated using mathematical and algorithmic rules that would be extremely difficult to design otherwise

## Pattern Types

- Non-repeating or quasi-periodic patterns
- Penrose tiling and non-periodic tessellations
- Recursive and fractal-inspired patterns
- Rule-based tiling systems
- Algorithmic fields and distributions
- Geometry that evolves across a surface



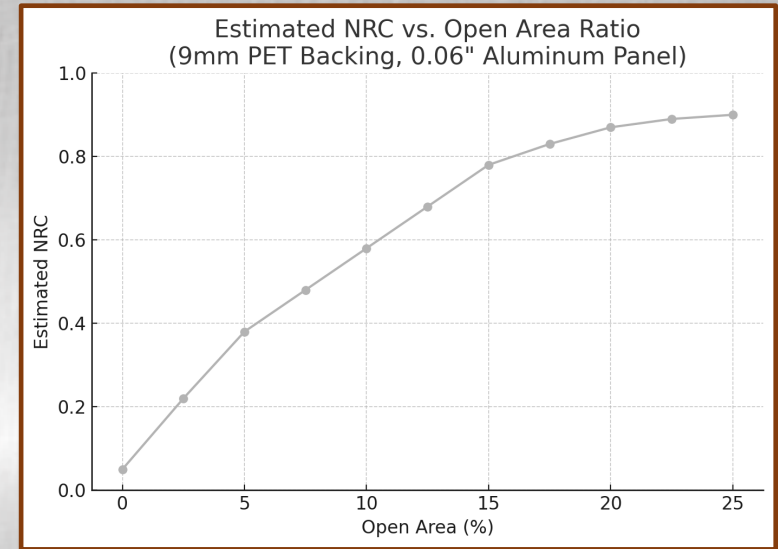
Penrose Tiling

# Performance Patterning

Parametric design gives you the power to not only create a tailored Perforate system, but it also allows you to control the pattern to meet functional performance requirements

## Variables Within Our Control

- Open area % (airflow, code, structure)
- Acoustics (with felt or backing)
- Light transmission (backlit)
- Sightlines and privacy
- Budget
- Fabrication efficiency




Acoustic performance based on open area % and PET backing

# Working With Andalusia

Andalusia will provide dedicated design resources for your project, regardless of size. We will provide support and iterations until you're satisfied with the final design,

Services:

- Concept pattern studies (early)
- Budget-aligned iterations
- Fabrication-ready pattern files
- Shop drawings and coordination
- Revit models and spec package
- Integrated lighting & acoustic studies



© Andalusia Design – 2026

# HIGH DESIGN MEETS DIGITAL FABRICATION



andalusia.design